



So geht es

1

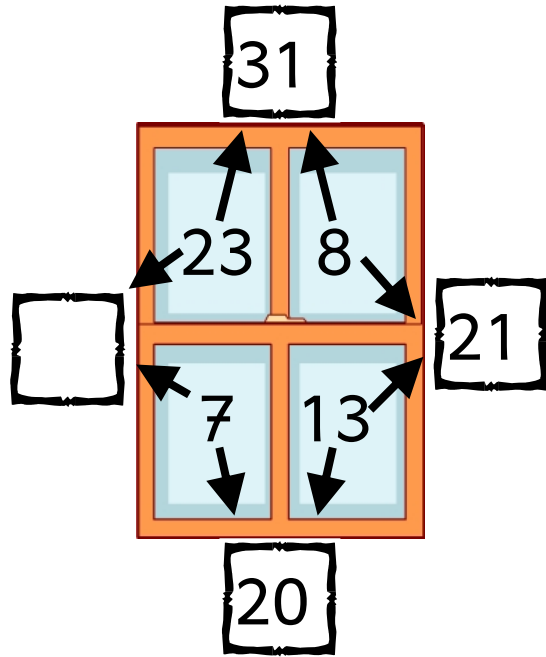
Nanu, was ist denn das?
In Mias Fenstern stehen ja Zahlen.

In jeder Ecke des Fensters steht
eine Zahl.

Die Summe von zwei Fensterecken
kommt dann in das schwarze
Kästchen neben dem Fenster.

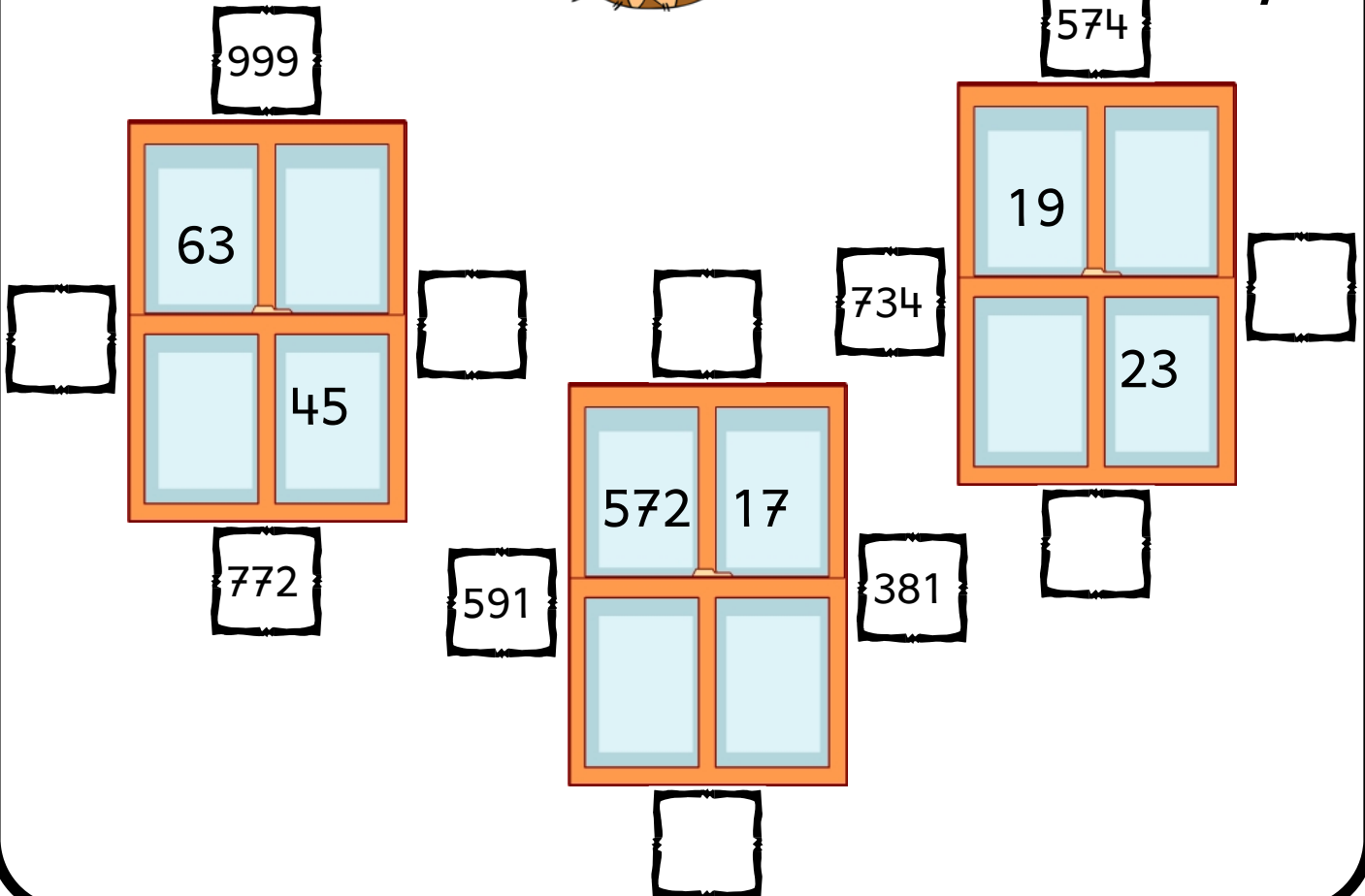
Eigentlich ganz einfach, oder?

Du weißt bestimmt schon, welche
Zahl in das leere Kästchen kommt,
oder?



Löse die Fenster

7





Löse die Fenster

2

Diagram for problem 2 showing three windows with numbers and empty boxes for solutions:

- Left window: Top-left 770, Top-right 20, Bottom-left 30, Bottom-right 620. Empty boxes are present above, below, to the left, and to the right.
- Middle window: Top-left 630, Top-right 10, Bottom-left 30, Bottom-right 550. Empty boxes are present above, below, to the left, and to the right.
- Right window: Top-left 40, Top-right 910, Bottom-left 730, Bottom-right 60. Empty boxes are present above, below, to the left, and to the right.



Löse die Fenster

8

Diagram for problem 8 showing three windows with numbers and empty boxes for solutions:

- Left window: Top-left 891, Top-right 896, Bottom-left 367, Bottom-right 372. Empty boxes are present above, below, to the left, and to the right.
- Middle window: Top-left 570, Top-right 378, Bottom-left 395, Bottom-right 378. Empty boxes are present above, below, to the left, and to the right.
- Right window: Top-left 466, Top-right 445, Bottom-left 855, Bottom-right 445. Empty boxes are present above, below, to the left, and to the right.

Löse die Fenster



3

Diagram for solving windows. It features three window units, each with four panes. The top-left window has numbers 746 and 40 in the top panes, and 30 and 327 in the bottom panes. The middle window has 966 and 30 in the top panes, and 20 and 145 in the bottom panes. The top-right window has 420 and 53 in the top panes, and 38 and 340 in the bottom panes. There are 12 empty square boxes around the windows: one above the top-left, one to the left, one below, one to the right, one above the middle, one to the right, one below, one above the top-right, one to the right, one below, one to the left, and one below.

Erfinde eigene Fenster!



9

Diagram for creating windows. It features three empty window units, each with four panes. There are 12 empty square boxes around the windows: one above the top-left, one to the left, one below, one to the right, one above the middle, one to the right, one below, one above the top-right, one to the right, one below, one to the left, and one below. A hammer and wrench icon is located in the bottom right corner.

Löse die Fenster



4

360

290

10

300

740

790

30

470

850

840

880

Erfinde eigene Fenster



10



Löse die Fenster



5

854

44

833

795

385

365

50

657


763

37

777

697

Puh!
Das war anstrengend.
Brauchst du jetzt eine Pause?
Es gibt von mir noch
viele weitere Hefte
mit tollen Aufgaben!
So wirst auch du zur
Mathe-Katze!
Deine Mia



OPEN EDUCATIONAL RESOURCES

Dieses Heft wurde von Florian Emrich erstellt und auf wiki.zum.de unter cc-by 4.0 veröffentlicht